



FEATURES

Powered for Continuous Operation: All ratings are within the working limits of the motor as recommended by the motor manufacturer. Pump can be operated continuously without damage to the motor.

Field Serviceable: Units have left hand threads and are field serviceable with common tools and readily available repair parts.

Sand Handling Design: Our face clearance, floating impeller stack has proven itself for over 50 years as a superior sand handling, durable pump design.

FDA Compliant Non-Metallic Parts: Impellers, diffusers and bearing spiders are constructed of glass filled engineered composites. They are corrosion resistant and non-toxic.

Discharge Head/Check Valve: Cast 303 stainless steel for strength and durability. Two cast-in safety line loops for installer convenience. The built-in check valve is constructed of stainless steel and FDA compliant BUNA rubber for abrasion resistance and quiet operation.

Motor Adapter: Cast 303 stainless steel for rigid, accurate alignment of pump and motor. Easy access to motor mounting nuts using standard open end wrench.

Stainless Steel Casing: Polished stainless steel is strong and corrosion resistant.

Hex Shaft Design: Six sided shafts for positive impeller drive.

Engineered Polymer Bearings: The proprietary, engineered polymer bearing material is strong and resistant to abrasion and wear. The enclosed upper bearing is mounted in a durable Noryl® bearing spider for excellent abrasion resistance.

28GSZ, 36GSZ, 45GSZ, 50GSZ, 65GSZ

28-65 GPM, 1 - 10 HP, 50 HZ, SUBMERSIBLE PUMPS

WATER END DATA

Model	HP Range	Rec. Flow Range m ³ /hr.	Best Eff. m ³ /hr.	2" Discharge		Min. Well Dia.	Rotation ^②
				Std.	Opt. ^①		
28GSZ	1 - 4	3 - 9	7	NPT	BSPP	4"	CCW
36GSZ	1 - 7.5	4 - 11	8	NPT	BSPP	4"	CCW
45GSZ	2 - 10	5 - 13	10	NPT	BSPP	4"	CCW
50GSZ	2 - 7.5	6 - 15	12	NPT	BSPP	4"	CCW
65GSZ	3 - 7.5	8 - 21	16	NPT	BSPP	4"	CCW

① To order with a 2" BSPP thread add a "M" suffix to order no.

② Rotation is counterclockwise when observed from pump discharge end.

WATER END DATA

Series	Product No.	Stages	W.E. Length		W.E. Weight		Req. Min.	
			MM	In.	Kg	Lbs.	HP	Kw
28	28GSZ10 (M)	7	392	15.4	4.5	10	1	0.75
	28GSZ15 (M)	10	485	19.1	5.3	12	1.5	1.1
	28GSZ20 (M)	14	610	24.0	6.4	14	2	1.5
	28GSZ30 (M)	21	865	34.1	8.3	18	3	2.2
	28GSZ40 (M)	28	1082	42.6	10.2	22	4	3
36	36GSZ10 (M)	4	298	11.7	3.1	7	1	0.75
	36GSZ15 (M)	6	360	14.2	3.7	8	1.5	1.1
	36GSZ20 (M)	8	422	16.6	4.3	9	2	1.5
	36GSZ30 (M)	13	577	22.7	5.7	13	3	2.2
	36GSZ40 (M)	17	740	29.1	7.0	15	4	3
	36GSZ55 (M)	23	926	36.5	8.8	19	5.5	4
	36GSZ75 (M)	32	1206	47.5	11.6	26	7.5	5.5
45	45GSZ20 (M)	9	642	25.3	5.1	11	2	1.5
	45GSZ30 (M)	13	888	35.0	6.5	14	3	2.2
	45GSZ40 (M)	18	1148	45.2	8.3	18	4	3
	45GSZ55 (M)	24	1452	57.2	10.3	23	5.5	4
	45GSZ75 (M)	33	1920	75.6	13.8	30	7.5	5.5
	45GSZ100 (M)	44	2492	98.1	17.5	39	10	7.5
50	50GSZ20 (M)	7	538	21.2	4.6	10	2	1.5
	50GSZ30 (M)	10	732	28.8	5.9	13	3	2.2
	50GSZ40 (M)	14	940	37.0	7.5	17	4	3
	50GSZ55 (M)	19	1200	47.2	9.4	21	5.5	4
	50GSZ75 (M)	26	1564	61.6	12.2	27	7.5	5.5
65	65GSZ30 (M)	8	680	26.8	5.4	12	3	2.2
	65GSZ40 (M)	11	884	34.8	6.7	15	4	3
	65GSZ55 (M)	15	1156	45.5	8.6	19	5.5	4
	65GSZ75 (M)	20	1526	60.1	11.2	25	7.5	5.5

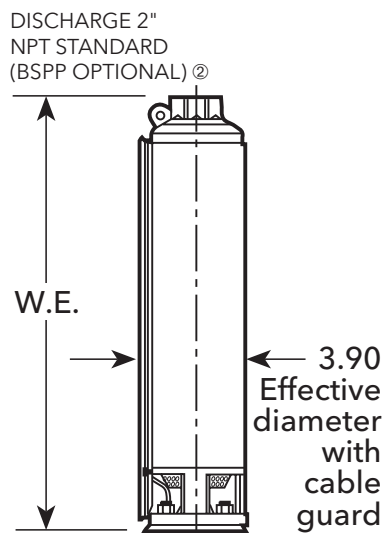
Consult your motor supplier for current motor data.

MATERIALS OF CONSTRUCTION

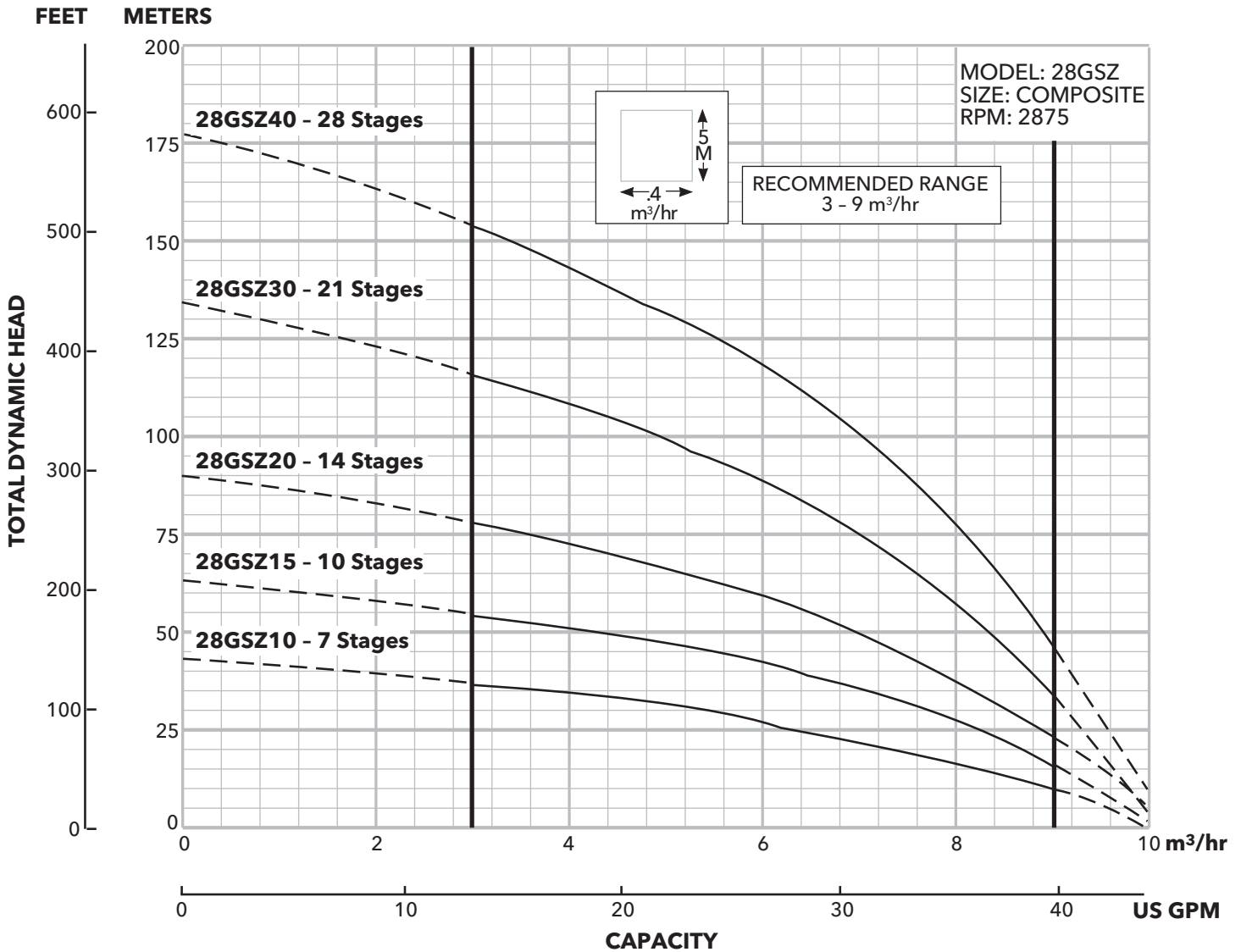
Part Name	Material
Discharge Head	AISI 303 SS
Check Valve Poppet	AISI 304 SS
Check Valve Seal	BUNA, FDA compliant
Check Valve Seat	AISI 304 SS
Check Valve Retaining Ring	AISI 302 SS
Bearing Spider - Upper	Noryl® GFN2
Bearing	Proprietary Engineered Polymer
Klipring	AISI 301 SS
Diffuser	Lexan®
Impeller	Noryl®
Bowl	AISI 304 SS
Intermediate Sleeve ^①	AISI 304 SS, Powder Metal
Intermediate Shaft Coupling ^②	AISI 304 SS, Powder Metal
Intermediate Bearing Spider ^①	AISI 303 SS
Shim	AISI 304 SS
Spacer	AISI 304 SS, Powder Metal
Screws - Cable Guard	AISI 304 SS
Motor Adapter	AISI 303 SS
Casing	AISI 304 SS
Shaft	17-4 PH Stainless Steel
Coupling	AISI 304 SS, Powder Metal
Cable Guard	AISI 304 SS
Upthrust Plate	AISI 304 SS, Powder Metal

① Used on 36 and 50 GSZ pumps with total shaft length between 610 and 1,245 millimeters.

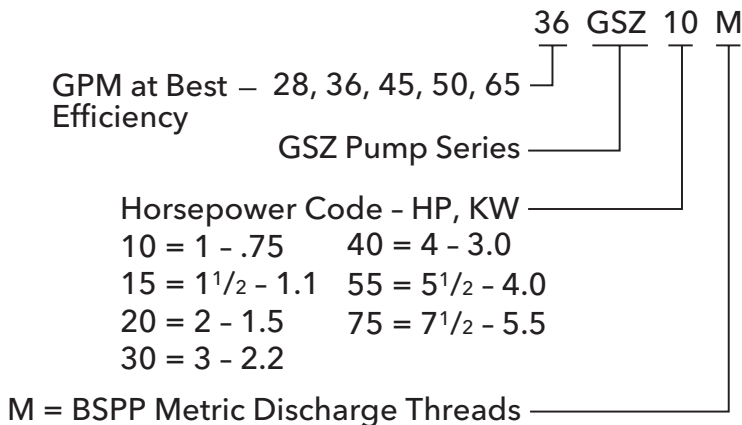
② Used on pumps that have a shaft length of 1,245 millimeters or greater.



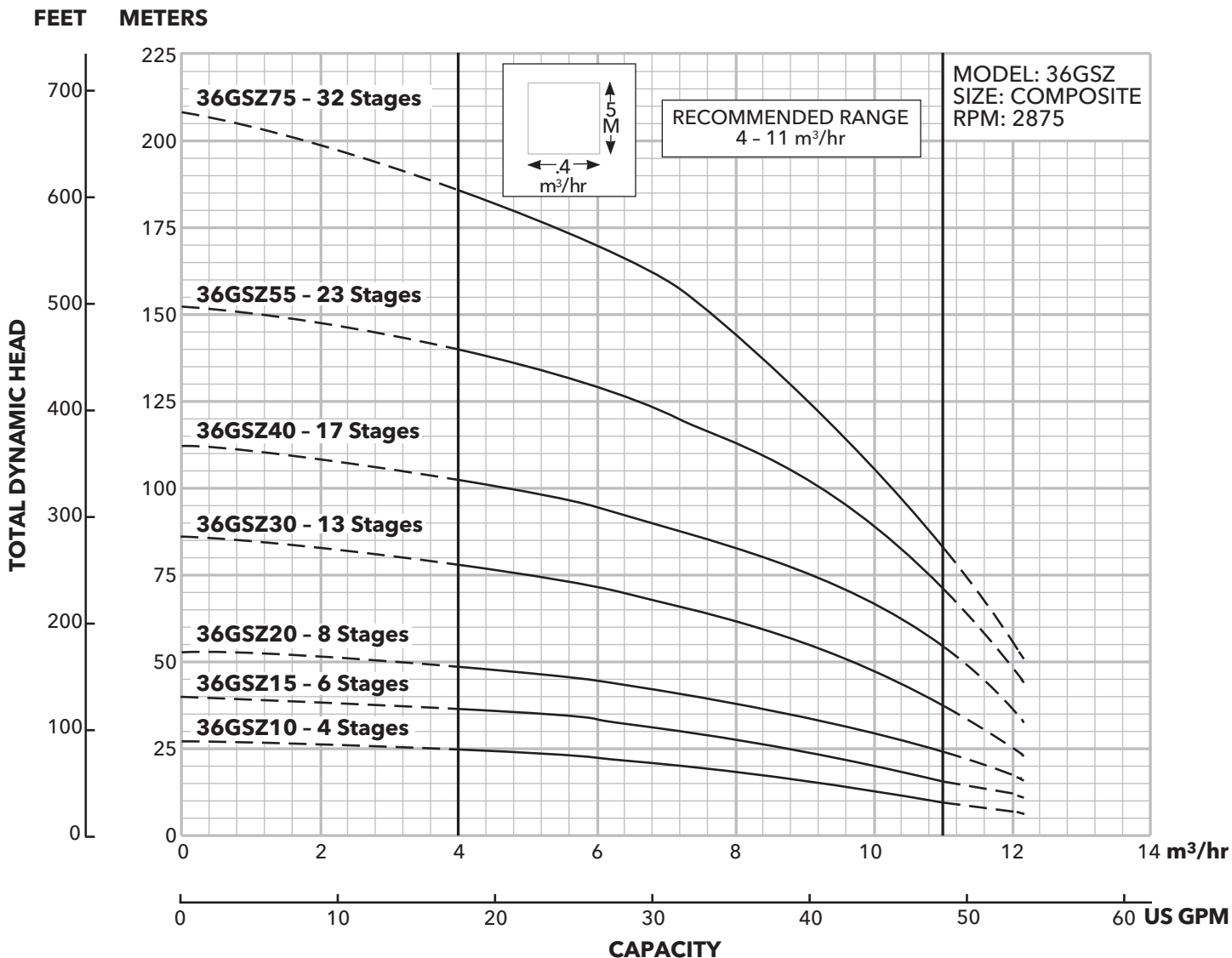
MODEL 28GSZ



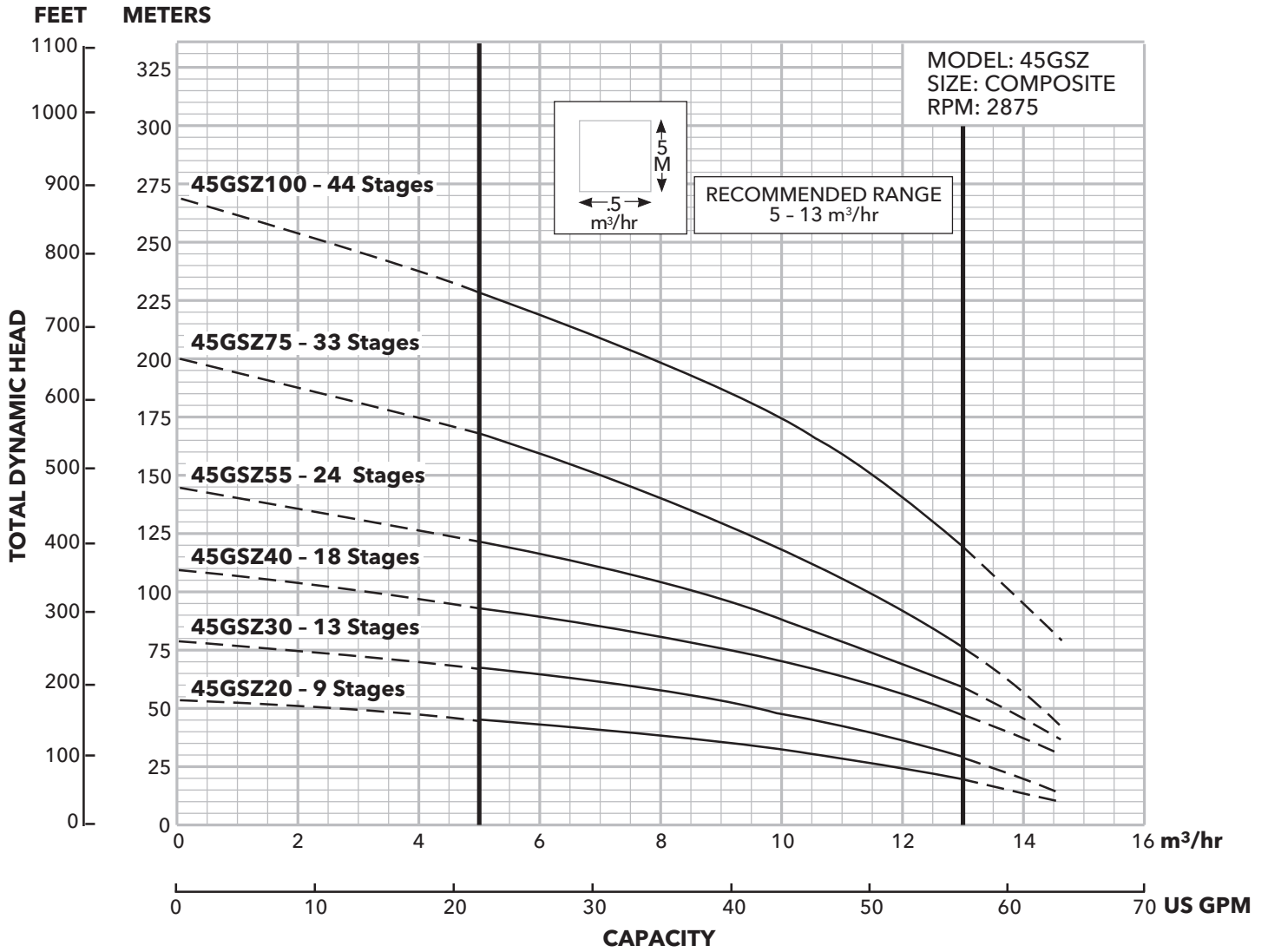
NOMENCLATURE



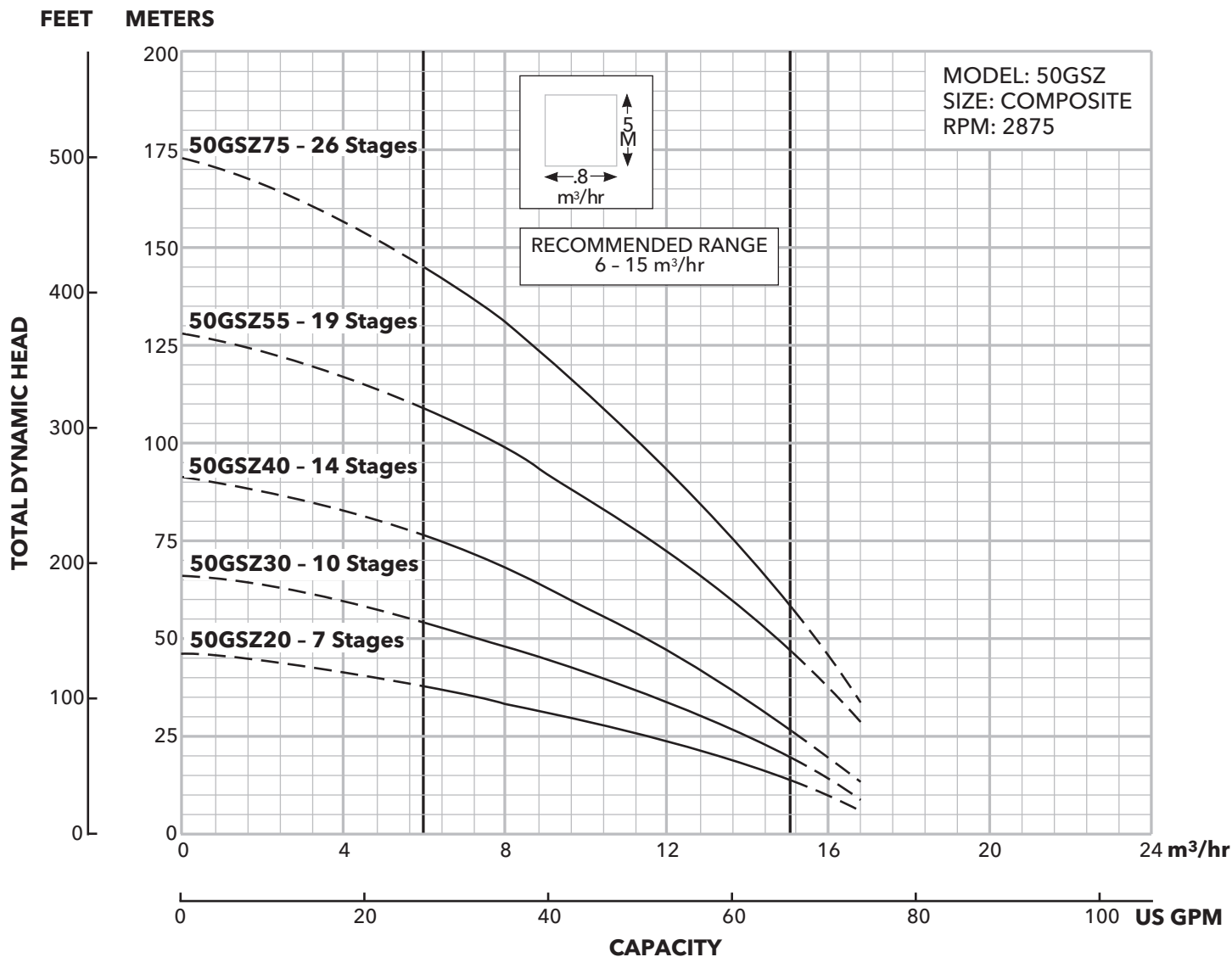
MODEL 36GSZ



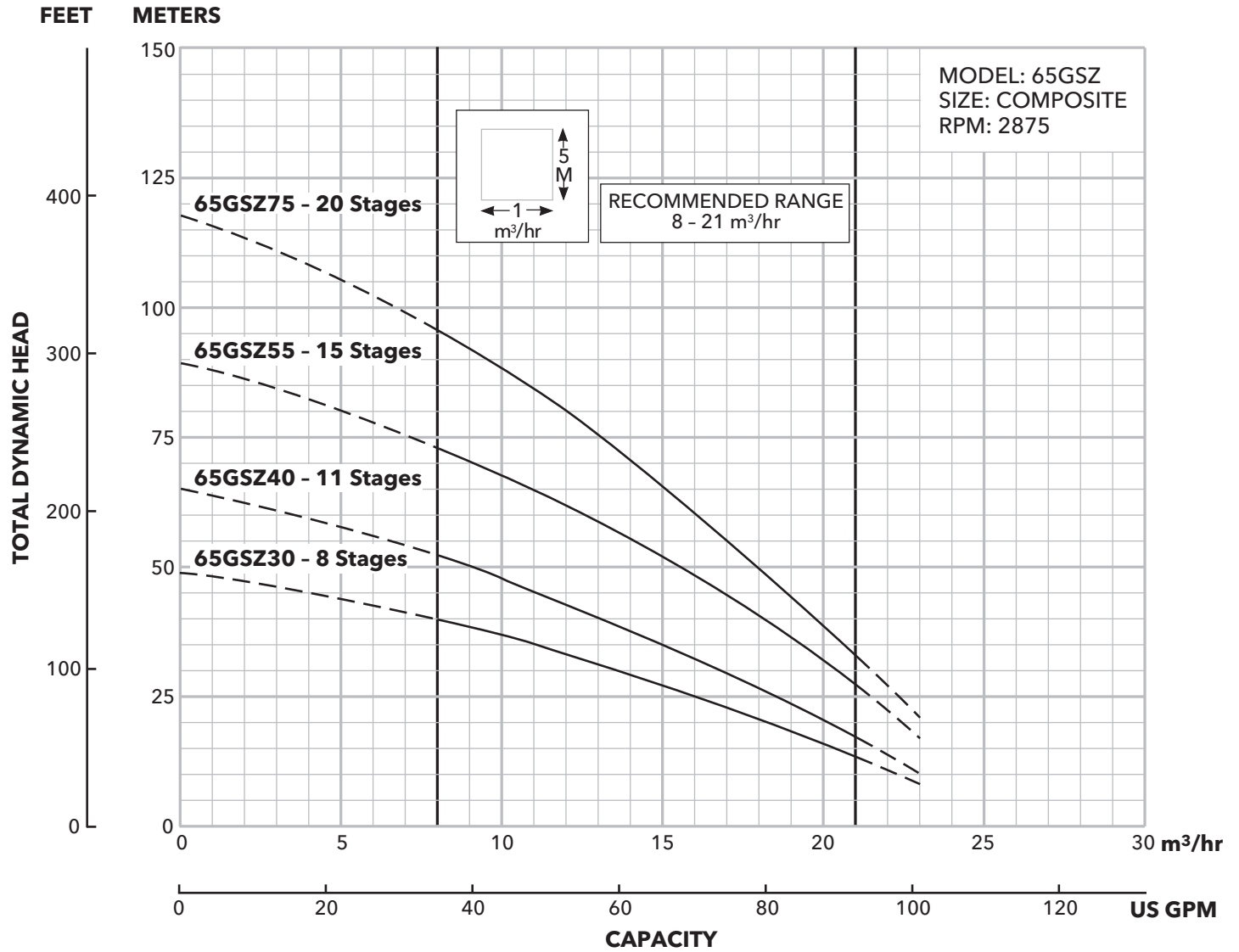
MODEL 45GSZ



MODEL 50GSZ



MODEL 65GSZ



Xylem |'zīləm|

- 1) The tissue in plants that brings water upward from the roots;
- 2) a leading global water technology company.

We're 12,500 people unified in a common purpose: creating innovative solutions to meet our world's water needs. Developing new technologies that will improve the way water is used, conserved, and re-used in the future is central to our work. We move, treat, analyze, and return water to the environment, and we help people use water efficiently, in their homes, buildings, factories and farms. In more than 150 countries, we have strong, long-standing relationships with customers who know us for our powerful combination of leading product brands and applications expertise, backed by a legacy of innovation.

For more information on how Xylem can help you, go to www.xylem.com



Xylem Inc.
2881 East Bayard Street Ext., Suite A
Seneca Falls, NY 13148
Phone: (866) 325-4210
Fax: (888) 322-5877
www.gouldswatertechnology.com

Goulds is a registered trademark of Goulds Pumps, Inc. and is used under license.
Noryl and Lexan are trademarks of GE Plastic.
© 2014 Xylem Inc. B28-65GSZ July 2014